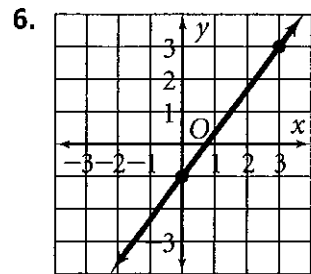
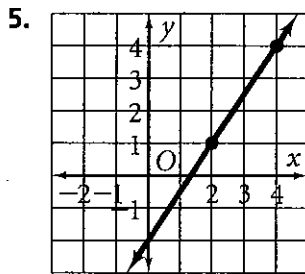
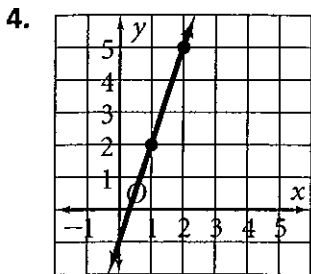
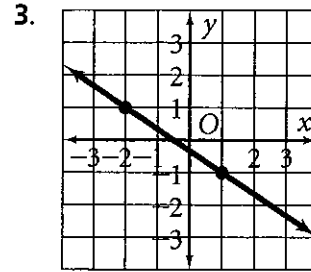
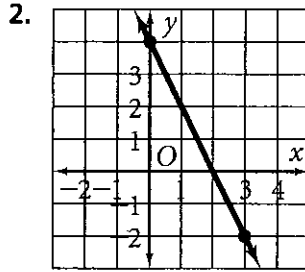
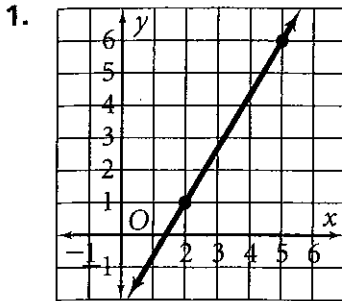


Practice 6-1

Rate of Change and Slope

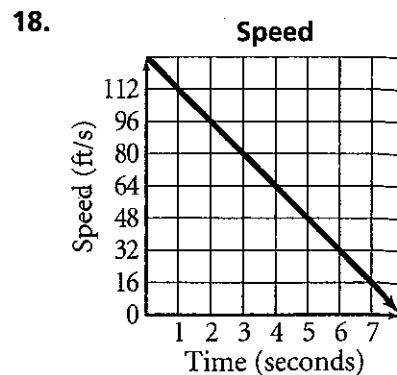
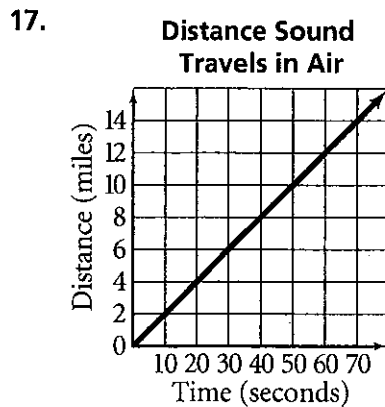
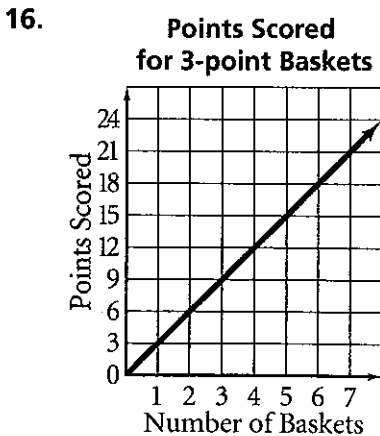
Find the slope of each line.



Find the slope of the line that passes through each pair of points.

- | | | |
|-----------------------|---------------------|----------------------|
| 7. (1, 2), (4, 3) | 8. (7, 2), (3, 5) | 9. (0, 2), (4, 6) |
| 10. (-2, 5), (3, -4) | 11. (2, 4), (6, 7) | 12. (-2, -5), (4, 5) |
| 13. (-3, -2), (4, -2) | 14. (4, -2), (4, 9) | 15. (5, 2), (8, -4) |

Find the rate of change. Explain what the rate of change means for each situation.



Find the slope of the line that passes through each pair of points.

- | | | |
|---------------------|-----------------------|-----------------------|
| 19. (0, 0), (3, 7) | 20. (-2, 4), (4, -1) | 21. (-3, 6), (1, -2) |
| 22. (2, 4), (4, -4) | 23. (2, -10), (5, -6) | 24. (5, 1), (11, 1) |
| 25. (3, 7), (3, 5) | 26. (7, 9), (2, 9) | 27. (-5, -2), (-5, 3) |

All rights reserved.

© Pearson Education, Inc., publishing as Pearson Prentice Hall.